










## EMPLACAMENTO DAS ASSOCIADAS ABEIFA - 2021

### VEÍCULOS IMPORTADOS

MARCA/MODELO		jan	fev	mar	abr	mai	jun	jul	ago	set	out	nov	dez	Total
 ASTON MARTIN	Total	0	0	0	0	0	0	1	0	1	0	0	0	2
	Share	0,00%	0,00%	0,00%	0,00%	0,00%	0,00%	0,04%	0,00%	0,05%	0,00%	0,00%	0,00%	0,01%
VANTAGE								1		1				2
 BYD	Total	5	7	14	1	4	82	3	0	0	11	0	0	127
	Share	0,25%	0,38%	0,65%	0,04%	0,18%	3,09%	0,12%	0,00%	0,00%	0,69%	0,00%	0,00%	0,55%
E5		5	5		1									11
T3			2	14		4	82	3			11			116
 CAOAO CHERY	Total	0	0	0	1	3	3	1	5	1	0	0	0	14
	Share	0,00%	0,00%	0,00%	0,04%	0,13%	0,11%	0,04%	0,23%	0,05%	0,00%	0,00%	0,00%	0,06%
CIELO SEDAN								1						1
TIGGO 8					1				5	1				7
EXEED LX						3								3
EXEED VX							3							3
 JAC MOTORS	Total	83	58	82	64	64	109	99	86	60	58	94	0	857
	Share	4,13%	3,15%	3,79%	2,85%	2,83%	4,11%	3,87%	3,93%	3,21%	3,63%	5,04%		3,68%
T40		33	24	33	26	23	41	37	32	27	10	33		319
T50		13	11	14	11	9	16	13	15	12	4	12		130
T60		8	9	15	16	16	24	14	20	8	17	10		157
T80		3	3	5	4		3	7	4		1			30
T 5										1				1
V260		11	9	13	4	13	16	14	3	2	5	3		93
IEV20		9	2	2	3	2	4	8	8		10	1		49
IEV40		5				1	4	5	1		1			17
IEV 330P		1					1	1						3
E-JS1										2		23		25
E-JS4									3	8	10	12		33
 JAGUAR	Total	28	28	12	11	18	22	30	44	35	78	31	0	337
	Share	1,39%	1,52%	0,55%	0,49%	0,80%	0,83%	1,17%	2,01%	1,87%	4,88%	1,66%		1,45%
F-TYPE		11	14	6	7	14	9	8	9	7	3	1		89
E-PACE		3	1	1						7	61	17		90
F-PACE		6	5	3	1		12	21	34	17	12	12		123
IPACE		8	8	2	3	4	1	1	1	4	2	1		35



## EMPLACAMENTO DAS ASSOCIADAS ABEIFA - 2021

### VEÍCULOS IMPORTADOS

MARCA/MODELO		jan	fev	mar	abr	mai	jun	jul	ago	set	out	nov	dez	Total
 KIA	Total	393	330	284	326	419	407	556	515	496	404	411	0	4.541
	Share	19,55%	17,90%	13,13%	14,51%	18,51%	15,34%	21,76%	23,54%	26,51%	25,30%	22,04%		19,53%
BONGO		95	112	92	142	180	274	293	293	265	224	221		2.191
UK2500				1	1									2
CARNIVAL		4	1	1					28	17		4		55
CERATO		127	69	40	43	46	30	155	93	107	105	77		892
OPTIMA				1										1
SP2										1				1
SORENTO		15	9	9	10	7	8	6	1	5		1		71
SOUL						1								1
SPORTAGE		101	96	112	112	172	86	94	99	98	75	69		1.114
STINGER		1		1		1	1			1				5
RIO		50	43	27	18	12	8	8	1	2				169
EV6												1		1
STONIC												38		38
 LAND ROVER	Total	155	416	292	371	301	201	210	321	213	168	354	0	3.002
	Share	7,71%	22,56%	13,50%	16,51%	13,30%	7,58%	8,22%	14,67%	11,38%	10,52%	18,98%		12,91%
DEFENDER		62	82	73	59	60	38	40	89	87	29	105		724
DISCOVERY 4		1	1	2	50	40	12	49	26	7	54	184		426
EVOQUE		53	239	117	125	58	48	70	67	91	51	9		928
RANGE ROVER		4	14	12	9	10	2	4	2	5		1		63
RANGE ROVER SPORT		19	70	73	78	85	40	7	92	10	15	41		530
VELAR		16	10	15	49	48	61	40	45	13	19	14		330
LR2					1									1
 MCLAREN	Total	0	0	5	2	1	1	2	2	0	2	1	0	16
	Share	0,00%	0,00%	0,23%	0,09%	0,04%	0,04%	0,08%	0,09%	0,00%	0,13%	0,05%		0,07%
720S				1					1		1			3
765LT				3	1	1	1	2	1					9
GT				1								1		2
P1					1						1			2
 PORSCHE	Total	169	200	380	370	344	269	272	325	255	175	151	0	2.910
	Share	8,41%	10,85%	17,57%	16,47%	15,19%	10,14%	10,65%	14,85%	13,63%	10,96%	8,10%		12,51%
911		32	62	86	157	123	58	63	47	28	20	33		709
911 TURBO		31	13	11	5	4	6	5	16	16	12	8		127
918				1					1					2
BOXSTER		23	5	28	38	13	34	15	14	23	8	13		214
TAYCAN		34	73	49	14	17	28	37	35	29	26	21		363
CAYENNE		1	18	75	52	118	42	63	91	50	27	15		552
CAYMAN		6	7	11	14	14	40	10	6		2	1		111
MACAN		41	21	117	60	38	53	71	101	101	63	57		723
PANAMERA		1	1	2	30	17	8	8	14	8	17	3		109

## EMPLACAMENTO DAS ASSOCIADAS ABEIFA - 2021

### VEÍCULOS IMPORTADOS

MARCA/MODELO		jan	fev	mar	abr	mai	jun	jul	ago	set	out	nov	dez	Total
 SUZUKI	Total	106	116	86	69	67	96	83	76	82	66	65	0	912
	Share	5,27%	6,29%	3,98%	3,07%	2,96%	3,62%	3,25%	3,47%	4,38%	4,13%	3,49%		3,92%
SCROSS		15	11	14	8	4	3	2	3					60
VITARA		34	35	23	23	19	32	18	11	12		1		208
JIMNY SIERRA		57	70	49	38	44	61	63	62	70	66	64		644
 VOLVO	Total	644	385	727	657	643	816	632	814	728	635	758	0	7.439
	Share	32,04%	20,88%	33,61%	29,24%	28,40%	30,76%	24,74%	37,20%	38,91%	39,76%	40,64%		31,99%
S60		52	28	9	10	4	2	1	5	3	4	13		131
S90		8	3		2	3	5	3	9	12	11	10		66
XC40		306	158	351	326	375	307	114	248	169	225	393		2.972
XC60		227	178	243	223	164	401	419	459	444	331	245		3.334
XC90		51	18	124	96	97	101	95	93	100	64	97		936
OUTROS	Total	427	304	281	375	400	647	666	0	0	0	0	0	3.100
<b>TOTAL IMPORTADOS ...</b>		<b>2.010</b>	<b>1.844</b>	<b>2.163</b>	<b>2.247</b>	<b>2.264</b>	<b>2.653</b>	<b>2.555</b>	<b>2.188</b>	<b>1.871</b>	<b>1.597</b>	<b>1.865</b>	<b>0</b>	<b>23.257</b>