




EMPLACAMENTO DAS ASSOCIADAS ABEIFA - 2021

VEÍCULOS DE PRODUÇÃO NACIONAL

MARCA/MODELO		jan	fev	mar	abr	mai	jun	jul	ago	set	out	nov	dez	Total
 CAOA CHERY	Total	2.291	1.648	2.453	2.559	3.183	3.183	3.761	4.712	4.034	4.515	3.627	0	35.966
	Share	79,05%	68,27%	65,80%	70,91%	73,14%	73,90%	77,67%	97,90%	94,30%	95,84%	93,02%		82,02%
CELER														0
CELER SEDAN														0
CIELO HATCH														0
QQ		1												1
TIGGO		420	287	428	290									1.425
TIGGO 2						563	489	539	395	225	182	145		2.538
TIGGO 3x							189	515	635	799	970	742		3.850
TIGGO 5X		960	642	822	993	1.133	967	1.109	1.495	1.121	1.384	991		11.617
TIGGO 7		187	73	255	279	345	376	388	412	468	593	415		3.791
TIGGO 8		404	300	623	701	846	888	905	1.378	1.062	1.103	964		9.174
ARRIZO 5		116	68	67	52	48	32	17	10	13	7	6		436
ARRIZO 6		203	278	258	244	248	242	288	387	346	276	364		3.134
 LAND ROVER	Total	69	109	287	184	155	170	84	23	170	128	208	0	1.587
	Share	2,38%	4,5%	7,7%	5,1%	3,6%	3,9%	1,7%	0,5%	4,0%	2,7%	5,33%		3,62%
DEFENDER		5	4					1	2	1		1		14
EVOQUE														0
DISCOVERY SPORT		64	105	287	184	155	170	83	21	169	128	207		1.573
RANGE ROVER														0
 SUZUKI	Total	57	37	57	68	68	78	84	78	74	68	64	0	733
	Share	1,97%	1,5%	1,5%	1,9%	1,6%	1,8%	1,7%	1,6%	1,7%	1,4%	1,6%		1,67%
JIMNY		57	37	57	68	68	78	84	78	74	68	64		733
OUTROS		Total	481	620	931	798	946	876	913	0	0	0	0	5.565
TOTAL PROD. NACIONAL ...		2.898	2.414	3.728	3.609	4.352	4.307	4.842	4.813	4.278	4.711	3.899	0	43.851

TOTAL ABEIFA (IMPORTADOS + NACIONAIS)	4.908	4.258	5.891	5.856	6.616	6.960	7.397	7.001	6.149	6.308	5.764	0	67.108
---	--------------	--------------	--------------	--------------	--------------	--------------	--------------	--------------	--------------	--------------	--------------	----------	---------------